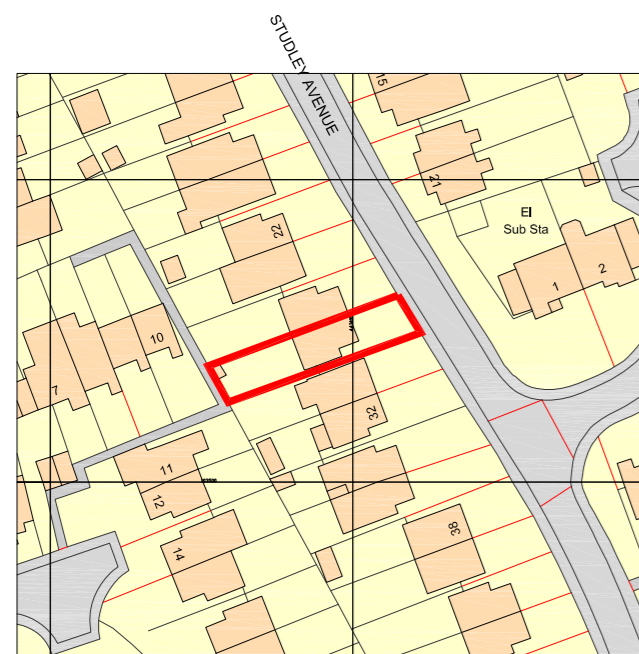



Notes
 All dimensions and details to be checked on site by builder prior to commencement of works.
 This plan must not be acted upon until it has been approved by the Local Authority.
 Client to conform to party wall act of 1996 if required.

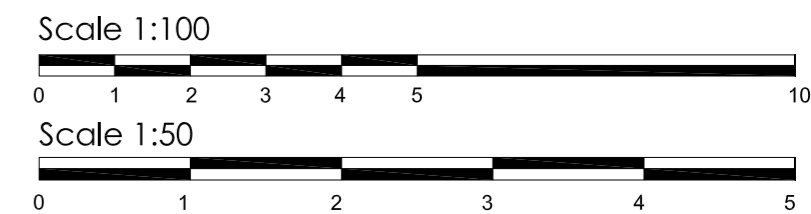


Ordnance Survey, (c) Crown Copyright 2021. All rights reserved. Licence number 100022432

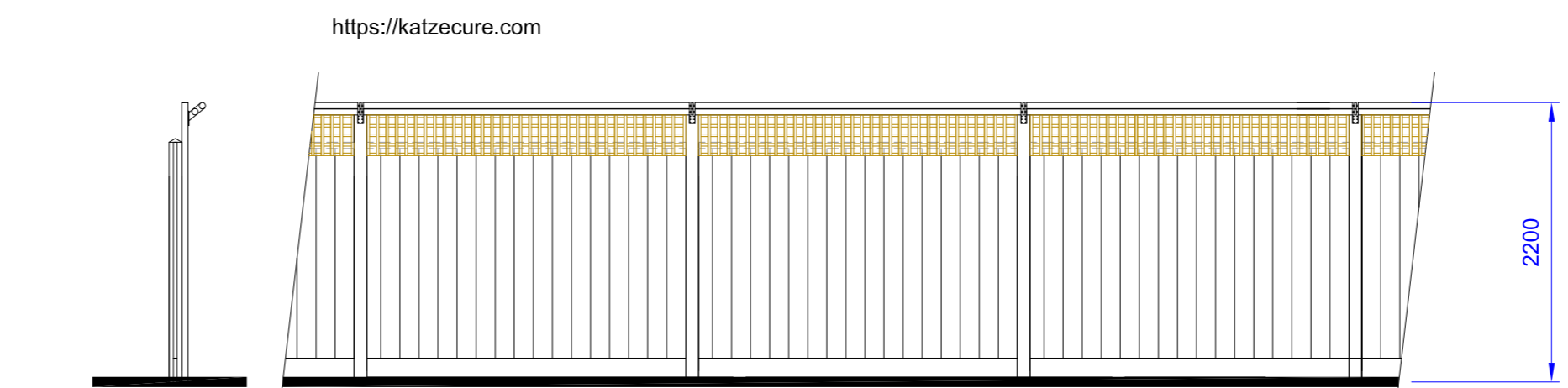
Site Location Plan
 Scale 1:1250



Block Plan
 Scale 1:500



Typical Garden Fence
 N.T.S.



Typical End View
 Scale 1:50

Typical Garden Fence
 Scale 1:50

B		
A		
	Date	Revisions

Drawing Title:
Retrospective Fence

SITE ADDRESS 28 Studley Avenue Holbury Southampton SO45 2PP	CLIENT ADDRESS
---	----------------

Scale. as noted	PAPER SIZE A2
Date. July 2022	Drawn by. <i>R.N.S.</i>

Sanders Design Services Ltd
 95 Cedar Road
 Hythe
 Southampton
 SO45 3PX
 www.sandersdesignservices.co.uk
 info@sandersdesignservices.co.uk
 023 8020 7195

Drawing No	gile sht 1	Revision	x
------------	------------	----------	---